


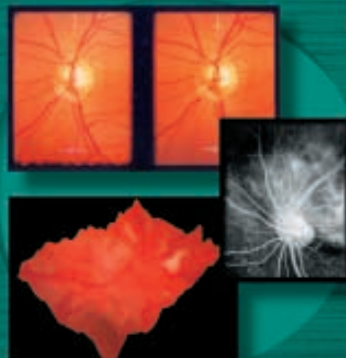
THE POWER OF DIGITAL IMAGING SOLUTIONS



NIDEK's **3-D_x/F** Digital Stereo Camera provides you with a complete and comprehensive digital imaging platform for your practice and patients



Color and Fluorescein Angiography (F/A)
Simultaneous Stereo Digital Imaging of
the optic disc, macula or retina
(without shifting the joystick sided to side)



VISIONARY PERFORMANCE



3-D_x/F with Digital Camera, Adapter, NAVIS computer system, Instrument table and computer table.



3-D_x/F with Digital Camera & Adapter

6 Mega Pixel Quality



Digital Upgrade Components:
Call NIDEK for complete upgrade options.

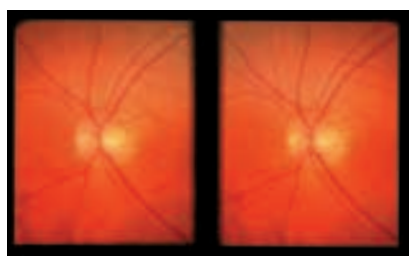


6 Mega Pixel Digital Camera Back and Adapter.




Accessories: Handheld CRT Stereo viewer, 4x6 Digital Print Viewer, 35mm Slide Viewer and Video Printer. Images can be viewed in 3D Stereo using the viewers.

* Video dye sub printer offers higher resolution prints than inkjet type printers




Sample stereo color image from **3-D_x/F**



Consulting Room

Examination Room



Reception Desk

Doctor's Office

NAVIS Compatible

Using the System's USB interface, the system can be integrated with the *Nidek Advanced Vision Information System (NAVIS)* for practical data management.



NIDEK, Inc.
47651 Westinghouse Drive
Fremont, CA 94539 U.S.A.
Telephone: 1-800-223-9044
1-510-226-1455
Facsimile: 1-510-226-5750
E-mail: info@nidek.com
Website: www.nidek.com

*Specifications and design are subject to change without notice for improvement.

VISIONARY PERFORMANCE